



EZ Tube® CONNECT 24" X 90" CURVED TOP

PRODUCT CATEGORY: EZ FABRIC DISPLAYS

PRODUCT CODE: EZNCT-CRV-24x90



On frame On graphic



PRODUCT DESCRIPTION

Modular has officially met tube frames! EZ Tube® Connect modular tube display system lets you configure multiple shapes, sizes and frames. EZ Tube® Connect has straight, round or slanted top frame shapes available, 90" frame heights, and 2ft, 3ft, 4ft, 5ft, 8ft and 10ft frame widths. Each EZ Tube® Connect frame easily connects, using aluminum tubing with push button snaps to lock and to attach to feet. Feet have two mounting points to connect frames side-by-side. Customize single- or double-sided stretch fabric graphics that pull over frames and zips closed underneath.

DISPLAY DIMENSIONS	24"W x 90"H x 18.75"D
GRAPHIC SIZE	25"W x 89.5"H

GRAPHIC MATERIAL

Stretch Fabric

GRAPHIC FINISHING

Sewn on left, right and top with zipper on the bottom

DISPLAY CONSTRUCTION

34mm Aluminum Tubing

SHIPPING WEIGHTS & DIMENSIONS

Shipping Weight	16 lbs (frames and graphics)
Shipping Dimensions	41"W x 12"H x 4"D

LARGE QUANTITY FREIGHT

Freight Shipping	48 boxes per 48"L x 40"W x 43"H skid
Freight Weight	768 lbs (frames & graphics)

GRAPHIC TURN AROUND TIME

2 business days after proof approval

AVAILABILITY	Pacific Fulfillment Center
--------------	----------------------------



Single foot connection

Foot Dimensions:
3 1/8" x 18 3/4"



Optional 36" Silverbag


Inside dimensions:
39"W x 10.5"H x 3"D

EZ Tube® CONNECT 24" X 90" CURVED TOP

PRODUCT CATEGORY: EZ FABRIC DISPLAYS

PRODUCT CODE: EZCNCT-CRV-24x90

PARTS LIST



Top cross bar-2ft round
(qty 1)



Bottom cross bar-2ft
(qty1)



3 section 64" pole
(qty 2)



Bottom Cross Bar L shape
connector
(qty 2)



Single Foot (34mm)
(qty 2)



Soft Bag 2ft
(qty 1)



EZ Tube® CONNECT 24" X 90" SLANTTOP

PRODUCT CATEGORY: EZ FABRIC DISPLAYS

PRODUCT CODE: EZCNCT-SLT-24x90



On frame On graphic



PRODUCT DESCRIPTION

Modular has officially met tube frames! EZ Tube® Connect modular tube display system lets you configure multiple shapes, sizes and frames. EZ Tube® Connect has straight, round or slanted top frame shapes available, 90" frame heights, and 2ft, 3ft, 4ft, 5ft, 8ft and 10ft frame widths. Each EZ Tube® Connect frame easily connects, using aluminum tubing with push button snaps to lock and to attach to feet. Feet have two mounting points to connect frames side-by-side. Customize single- or double-sided stretch fabric graphics that pull over frames and zips closed underneath.

DISPLAY DIMENSIONS	24"W x 90"H x 18.75"D
GRAPHIC SIZE	25"W x 89.5"H

GRAPHIC MATERIAL

Stretch Fabric

GRAPHIC FINISHING

Sewn on left, right and top with zipper on the bottom

DISPLAY CONSTRUCTION

34mm Aluminum Tubing

SHIPPING WEIGHTS & DIMENSIONS

Shipping Weight	16 lbs (frames and graphics)
Shipping Dimensions	41"W x 12"H x 4"D

LARGE QUANTITY FREIGHT

Freight Shipping	48 boxes per 48"L x 40"W x 43"H skid
Freight Weight	768 lbs (frames & graphics)

GRAPHIC TURN AROUND TIME

2 business days after proof approval

AVAILABILITY	Pacific Fulfillment Center
--------------	----------------------------



Single foot connection

Foot Dimensions:
3 1/8" x 18 3/4"



Optional 36" Silverbag

Inside dimensions:
39"W x 10.5"H x 3"D

EZ Tube® CONNECT 24" X 90" SLANT TOP

PRODUCT CATEGORY: EZ FABRIC DISPLAYS

PRODUCT CODE: EZCNCT-SLT-24x90

PARTS LIST



Top cross bar-2ft slope
(qty 1)



Bottom cross bar-2ft
(qty1)



3 section 64" pole
(qty 2)



Bottom Cross Bar L shape
connector
(qty 2)



Single Foot (34mm)
(qty 2)



Soft Bag 2ft
(qty 1)



EZ Tube® CONNECT 24" X 90" STRAIGHT TOP

PRODUCT CATEGORY: EZ FABRIC DISPLAYS

PRODUCT CODE: EZCNCT-STR-24x90



On frame On graphic



PRODUCT DESCRIPTION

Modular has officially met tube frames! EZ Tube® Connect modular tube display system lets you configure multiple shapes, sizes and frames. EZ Tube® Connect has straight, round or slanted top frame shapes available, 90" frame heights, and 2ft, 3ft, 4ft, 5ft, 8ft and 10ft frame widths. Each EZ Tube® Connect frame easily connects, using aluminum tubing with push button snaps to lock and to attach to feet. Feet have two mounting points to connect frames side-by-side. Customize single- or double-sided stretch fabric graphics that pull over frames and zips closed underneath.

DISPLAY DIMENSIONS	24"W x 90"H x 18.75"D
GRAPHIC SIZE	25"W x 89.5"H

GRAPHIC MATERIAL

Stretch Fabric

GRAPHIC FINISHING

Sewn on left, right and top with zipper on the bottom

DISPLAY CONSTRUCTION

34mm Aluminum Tubing

SHIPPING WEIGHTS & DIMENSIONS

Shipping Weight	16 lbs (frames and graphics)
Shipping Dimensions	41"W x 12"H x 4"D

LARGE QUANTITY FREIGHT

Freight Shipping	48 boxes per 48"L x 40"W x 43"H skid
Freight Weight	768 lbs (frames & graphics)

GRAPHIC TURN AROUND TIME

2 business days after proof approval

AVAILABILITY	Pacific Fulfillment Center
--------------	----------------------------



Single foot connection

Foot Dimensions:
3 1/8" x 18 3/4"



Optional 36" Silverbag


Inside dimensions:
39"W x 10.5"H x 3"D

EZ Tube® CONNECT 24" X 90" STRAIGHT TOP

PRODUCT CATEGORY: EZ FABRIC DISPLAYS

PRODUCT CODE: EZCNCT-STR-24x90

PARTS LIST



Top cross bar-2ft straight
(qty 1)



Bottom cross bar-2ft
(qty1)



3 section 64" pole
(qty 2)



Bottom Cross Bar L shape
connector
(qty 2)



Single Foot (34mm)
(qty 2)



Soft Bag 2ft
(qty 1)



EZ Tube® CONNECT 36" X 90" CURVED TOP

PRODUCT CATEGORY: EZ FABRIC DISPLAYS

PRODUCT CODE: EZCNCT-CRV-36x90



On frame On graphic



PRODUCT DESCRIPTION

Modular has officially met tube frames! EZ Tube® Connect modular tube display system lets you configure multiple shapes, sizes and frames. EZ Tube® Connect has straight, round or slanted top frame shapes available, 90" frame heights, and 2ft, 3ft, 4ft, 5ft, 8ft and 10ft frame widths. Each EZ Tube® Connect frame easily connects, using aluminum tubing with push button snaps to lock and to attach to feet. Feet have two mounting points to connect frames side-by-side. Customize single- or double-sided stretch fabric graphics that pull over frames and zips closed underneath.

DISPLAY DIMENSIONS	36"W x 90"H x 18.75"D
GRAPHIC SIZE	37"W x 89.5"H

GRAPHIC MATERIAL

Stretch Fabric

GRAPHIC FINISHING

Sewn on left, right and top with zipper on the bottom

DISPLAY CONSTRUCTION

34mm Aluminum Tubing

SHIPPING WEIGHTS & DIMENSIONS

Shipping Weight	17 lbs (frames and graphics)
Shipping Dimensions	41"W x 12"H x 4"D

LARGE QUANTITY FREIGHT

Freight Shipping	48 boxes per 48"L x 40"W x 43"H skid
Freight Weight	816 lbs (frames & graphics)

GRAPHIC TURN AROUND TIME

2 business days after proof approval

AVAILABILITY	Pacific Fulfillment Center
--------------	----------------------------



Single foot connection

Foot Dimensions:
3 1/8" x 18 3/4"



Optional 36" Silverbag

Inside dimensions:
39"W x 10.5"H x 3"D

EZ Tube® CONNECT 36" X 90" CURVED TOP


PRODUCT CATEGORY: EZ FABRIC DISPLAYS

PRODUCT CODE: EZCNCT-CRV-36x90

PARTS LIST



Top cross bar-3ft round
(qty 1)



Bottom cross bar-3ft
(qty1)



3 section 64" pole
(qty 2)



Bottom Cross Bar L shape
connector
(qty 2)



Single Foot (34mm)
(qty 2)



Soft Bag 3ft
(qty 1)



EZ Tube® CONNECT 36" X 90" SLANTTOP

PRODUCT CATEGORY: EZ FABRIC DISPLAYS

PRODUCT CODE: EZCNCT-SLT-36x90



On frame On graphic



PRODUCT DESCRIPTION

Modular has officially met tube frames! EZ Tube® Connect modular tube display system lets you configure multiple shapes, sizes and frames. EZ Tube® Connect has straight, round or slanted top frame shapes available, 90" frame heights, and 2ft, 3ft, 4ft, 5ft, 8ft and 10ft frame widths. Each EZ Tube® Connect frame easily connects, using aluminum tubing with push button snaps to lock and to attach to feet. Feet have two mounting points to connect frames side-by-side. Customize single- or double-sided stretch fabric graphics that pull over frames and zips closed underneath.

DISPLAY DIMENSIONS	36"W x 90"H x 18.75"D
GRAPHIC SIZE	37"W x 89.5"H

GRAPHIC MATERIAL

Stretch Fabric

GRAPHIC FINISHING

Sewn on left, right and top with zipper on the bottom

DISPLAY CONSTRUCTION

34mm Aluminum Tubing

SHIPPING WEIGHTS & DIMENSIONS

Shipping Weight	17 lbs (frames and graphics)
Shipping Dimensions	41"W x 12"H x 4"D

LARGE QUANTITY FREIGHT

Freight Shipping	48 boxes per 48"L x 40"W x 43"H skid
Freight Weight	816 lbs (frames & graphics)

GRAPHIC TURN AROUND TIME

2 business days after proof approval

AVAILABILITY	Pacific Fulfillment Center
--------------	----------------------------



Single foot connection

Foot Dimensions:
3 1/8" x 18 3/4"



Optional 36" Silverbag

Inside dimensions:
39"W x 10.5"H x 3"D

EZ Tube® CONNECT 36" X 90" SLANT TOP


PRODUCT CATEGORY: EZ FABRIC DISPLAYS

PRODUCT CODE: EZCNCT-SLT-36x90

PARTS LIST



Top cross bar-3ft slope
(qty 1)



Bottom cross bar-3ft
(qty1)



3 section 64" pole
(qty 2)



Bottom Cross Bar L shape
connector
(qty 2)



Single Foot (34mm)
(qty 2)



Soft Bag 3ft
(qty 1)




EZ Tube® CONNECT 36" X 90" STRAIGHT TOP

PRODUCT CATEGORY: EZ FABRIC DISPLAYS

PRODUCT CODE: EZCNCT-STR-36x90



On frame On graphic



PRODUCT DESCRIPTION

Modular has officially met tube frames! EZ Tube® Connect modular tube display system lets you configure multiple shapes, sizes and frames. EZ Tube® Connect has straight, round or slanted top frame shapes available, 90" frame heights, and 2ft, 3ft, 4ft, 5ft, 8ft and 10ft frame widths. Each EZ Tube® Connect frame easily connects, using aluminum tubing with push button snaps to lock and to attach to feet. Feet have two mounting points to connect frames side-by-side. Customize single- or double-sided stretch fabric graphics that pull over frames and zips closed underneath.

DISPLAY DIMENSIONS	36"W x 90"H x 18.75"D
GRAPHIC SIZE	37"W x 89.5"H

GRAPHIC MATERIAL

Stretch Fabric

GRAPHIC FINISHING

Sewn on left, right and top with zipper on the bottom

DISPLAY CONSTRUCTION

34mm Aluminum Tubing

SHIPPING WEIGHTS & DIMENSIONS

Shipping Weight	17 lbs (frames and graphics)
Shipping Dimensions	41"W x 12"H x 4"D

LARGE QUANTITY FREIGHT

Freight Shipping	48 boxes per 48"L x 40"W x 43"H skid
Freight Weight	816 lbs (frames & graphics)

GRAPHIC TURN AROUND TIME

2 business days after proof approval

AVAILABILITY	Pacific Fulfillment Center
--------------	----------------------------



Single foot connection

Foot Dimensions:
3 1/8" x 18 3/4"



Optional 36" Silverbag

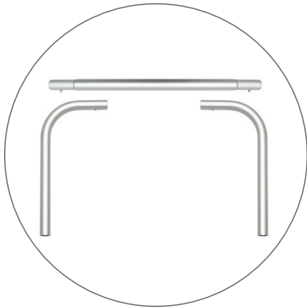
Inside dimensions:
39"W x 10.5"H x 3"D

EZ Tube® CONNECT 36" X 90" STRAIGHT TOP


PRODUCT CATEGORY: EZ FABRIC DISPLAYS

PRODUCT CODE: EZCNCT-STR-36x90

PARTS LIST



Top cross bar-3ft straight
(qty 1)



Bottom cross bar-3ft
(qty1)



3 section 64" pole
(qty 2)



Bottom Cross Bar L shape
connector
(qty 2)



Single Foot (34mm)
(qty 2)



Soft Bag 3ft
(qty 1)


EZ Tube® CONNECT 48" X 90" CURVED TOP

PRODUCT CATEGORY: EZ FABRIC DISPLAYS

PRODUCT CODE: EZCNCT-CRV-48x90



On frame On graphic



PRODUCT DESCRIPTION

Modular has officially met tube frames! EZ Tube® Connect modular tube display system lets you configure multiple shapes, sizes and frames. EZ Tube® Connect has straight, round or slanted top frame shapes available, 90" frame heights, and 2ft, 3ft, 4ft, 5ft, 8ft and 10ft frame widths. Each EZ Tube® Connect frame easily connects, using aluminum tubing with push button snaps to lock and to attach to feet. Feet have two mounting points to connect frames side-by-side. Customize single- or double-sided stretch fabric graphics that pull over frames and zips closed underneath.

DISPLAY DIMENSIONS	48"W x 90"H x 18.75"D
GRAPHIC SIZE	49"W x 89.5"H

GRAPHIC MATERIAL

Stretch Fabric

GRAPHIC FINISHING

Sewn on left, right and top with zipper on the bottom

DISPLAY CONSTRUCTION

34mm Aluminum Tubing

SHIPPING WEIGHTS & DIMENSIONS

Shipping Weight	17 lbs (frames and graphics)
Shipping Dimensions	41"W x 12"H x 4"D


LARGE QUANTITY FREIGHT

Freight Shipping	48 boxes per 48"L x 40"W x 43"H skid
Freight Weight	816 lbs (frames & graphics)

GRAPHIC TURN AROUND TIME

2 business days after proof approval

AVAILABILITY	Pacific Fulfillment Center
--------------	----------------------------



Single foot connection

Foot Dimensions:
3 1/8" x 18 3/4"



Optional 36" Silverbag

Inside dimensions:
39"W x 10.5"H x 3"D

EZ Tube® CONNECT 48" X 90" CURVED TOP


PRODUCT CATEGORY: EZ FABRIC DISPLAYS

PRODUCT CODE: EZCNCT-CRV-48x90

PARTS LIST



Top cross bar-4ft round
(qty 1)



Bottom cross bar-4ft
(qty1)



3 section 64" pole
(qty 2)



Bottom Cross Bar L shape
connector
(qty 2)



Single Foot (34mm)
(qty 2)



Soft Bag 4ft
(qty 1)

EZ Tube® CONNECT 48" X 90" SLANTTOP

PRODUCT CATEGORY: EZ FABRIC DISPLAYS

PRODUCT CODE: EZCNCT-SLT-48x90



On frame On graphic



PRODUCT DESCRIPTION

Modular has officially met tube frames! EZ Tube® Connect modular tube display system lets you configure multiple shapes, sizes and frames. EZ Tube® Connect has straight, round or slanted top frame shapes available, 90" frame heights, and 2ft, 3ft, 4ft, 5ft, 8ft and 10ft frame widths. Each EZ Tube® Connect frame easily connects, using aluminum tubing with push button snaps to lock and to attach to feet. Feet have two mounting points to connect frames side-by-side. Customize single- or double-sided stretch fabric graphics that pull over frames and zips closed underneath.

DISPLAY DIMENSIONS	48"W x 90"H x 18.75"D
GRAPHIC SIZE	49"W x 89.5"H

GRAPHIC MATERIAL

Stretch Fabric

GRAPHIC FINISHING

Sewn on left, right and top with zipper on the bottom

DISPLAY CONSTRUCTION

34mm Aluminum Tubing

SHIPPING WEIGHTS & DIMENSIONS

Shipping Weight	17 lbs (frames and graphics)
Shipping Dimensions	41"W x 12"H x 4"D

LARGE QUANTITY FREIGHT

Freight Shipping	48 boxes per 48"L x 40"W x 43"H skid
Freight Weight	816 lbs (frames & graphics)

GRAPHIC TURN AROUND TIME

2 business days after proof approval

AVAILABILITY	Pacific Fulfillment Center
--------------	----------------------------



Single foot connection

Foot Dimensions:
3 1/8" x 18 3/4"



Optional 36" Silverbag

Inside dimensions:
39"W x 10.5"H x 3"D

EZ Tube® CONNECT 48" X 90" SLANT TOP


PRODUCT CATEGORY: EZ FABRIC DISPLAYS

PRODUCT CODE: EZCNCT-SLT-48x90

PARTS LIST



Top cross bar-4ft slope
(qty 1)



Bottom cross bar-4ft
(qty1)



3 section 64" pole
(qty 2)



Bottom Cross Bar L shape
connector
(qty 2)



Single Foot (34mm)
(qty 2)



Soft Bag 4ft
(qty 1)

EZ Tube® CONNECT 48" X 90" STRAIGHT TOP

PRODUCT CATEGORY: EZ FABRIC DISPLAYS

PRODUCT CODE: EZCNCT-STR-48x90



On frame On graphic

PRODUCT DESCRIPTION

Modular has officially met tube frames! EZ Tube® Connect modular tube display system lets you configure multiple shapes, sizes and frames. EZ Tube® Connect has straight, round or slanted top frame shapes available, 90" frame heights, and 2ft, 3ft, 4ft, 5ft, 8ft and 10ft frame widths. Each EZ Tube® Connect frame easily connects, using aluminum tubing with push button snaps to lock and to attach to feet. Feet have two mounting points to connect frames side-by-side. Customize single- or double-sided stretch fabric graphics that pull over frames and zips closed underneath.

DISPLAY DIMENSIONS	48"W x 90"H x 18.75"D
GRAPHIC SIZE	49"W x 89.5"H

GRAPHIC MATERIAL

Stretch Fabric

GRAPHIC FINISHING

Sewn on left, right and top with zipper on the bottom

DISPLAY CONSTRUCTION

34mm Aluminum Tubing

SHIPPING WEIGHTS & DIMENSIONS

Shipping Weight	17 lbs (frames and graphics)
Shipping Dimensions	41"W x 12"H x 4"D



LARGE QUANTITY FREIGHT

Freight Shipping	48 boxes per 48"L x 40"W x 43"H skid
Freight Weight	816 lbs (frames & graphics)

GRAPHIC TURN AROUND TIME

2 business days after proof approval

AVAILABILITY	Pacific Fulfillment Center
--------------	----------------------------



Single foot connection

Foot Dimensions:
3 1/8" x 18 3/4"



Optional 36" Silverbag

Inside dimensions:
39"W x 10.5"H x 3"D

EZ Tube® CONNECT 48" X 90" STRAIGHT TOP


PRODUCT CATEGORY: EZ FABRIC DISPLAYS

PRODUCT CODE: EZCNCT-STR-48x90

PARTS LIST



Top cross bar-4ft straight
(qty 1)



Bottom cross bar-4ft
(qty1)



3 section 64" pole
(qty 2)



Bottom Cross Bar L shape
connector
(qty 2)



Single Foot (34mm)
(qty 2)



Soft Bag 4ft
(qty 1)


EZ Tube® CONNECT 60" X 90" CURVED TOP

PRODUCT CATEGORY: EZ FABRIC DISPLAYS

PRODUCT CODE: EZCNCT-CRV-60x90



On frame On graphic



PRODUCT DESCRIPTION

Modular has officially met tube frames! EZ Tube® Connect modular tube display system lets you configure multiple shapes, sizes and frames. EZ Tube® Connect has straight, round or slanted top frame shapes available, 90" frame heights, and 2ft, 3ft, 4ft, 5ft, 8ft and 10ft frame widths. Each EZ Tube® Connect frame easily connects, using aluminum tubing with push button snaps to lock and to attach to feet. Feet have two mounting points to connect frames side-by-side. Customize single- or double-sided stretch fabric graphics that pull over frames and zips closed underneath.

DISPLAY DIMENSIONS	60"W x 90"H x 18.75"D
GRAPHIC SIZE	60.75"W x 8.59"H

GRAPHIC MATERIAL

Stretch Fabric

GRAPHIC FINISHING

Sewn on left, right and top with zipper on the bottom

DISPLAY CONSTRUCTION

34mm Aluminum Tubing

SHIPPING WEIGHTS & DIMENSIONS

Shipping Weight	17 lbs (frames and graphics)
Shipping Dimensions	41"W x 12"H x 4"D


LARGE QUANTITY FREIGHT

Freight Shipping	48 boxes per 48"L x 40"W x 43"H skid
Freight Weight	816 lbs (frames & graphics)

GRAPHIC TURN AROUND TIME

2 business days after proof approval

AVAILABILITY	Pacific Fulfillment Center
--------------	----------------------------



Single foot connection

Foot Dimensions:
3 1/8" x 18 3/4"



Optional 36" Silverbag

Inside dimensions:
39"W x 10.5"H x 3"D

EZ Tube® CONNECT 60" X 90" CURVED TOP


PRODUCT CATEGORY: EZ FABRIC DISPLAYS

PRODUCT CODE: EZCNCT-CRV-60x90


PARTS LIST




Top cross bar-5ft round
(qty 1)



Bottom cross bar-5ft
(qty1)



3 section 64" pole
(qty 2)



Bottom Cross Bar L shape
connector
(qty 2)



Single Foot (34mm)
(qty 2)



Soft Bag 5ft
(qty 1)

EZ Tube® CONNECT 60" X 90" SLANT TOP

PRODUCT CATEGORY: EZ FABRIC DISPLAYS

PRODUCT CODE: EZCNCT-SLT-60x90



On frame On graphic



PRODUCT DESCRIPTION

Modular has officially met tube frames! EZ Tube® Connect modular tube display system lets you configure multiple shapes, sizes and frames. EZ Tube® Connect has straight, round or slanted top frame shapes available, 90" frame heights, and 2ft, 3ft, 4ft, 5ft, 8ft and 10ft frame widths. Each EZ Tube® Connect frame easily connects, using aluminum tubing with push button snaps to lock and to attach to feet. Feet have two mounting points to connect frames side-by-side. Customize single- or double-sided stretch fabric graphics that pull over frames and zips closed underneath.

DISPLAY DIMENSIONS	60"W x 90"H x 18.75"D
GRAPHIC SIZE	60.75"W x 8.59"H

GRAPHIC MATERIAL

Stretch Fabric

GRAPHIC FINISHING

Sewn on left, right and top with zipper on the bottom

DISPLAY CONSTRUCTION

34mm Aluminum Tubing

SHIPPING WEIGHTS & DIMENSIONS

Shipping Weight	17 lbs (frames and graphics)
Shipping Dimensions	41"W x 12"H x 4"D

LARGE QUANTITY FREIGHT

Freight Shipping	48 boxes per 48"L x 40"W x 43"H skid
Freight Weight	816 lbs (frames & graphics)

GRAPHIC TURN AROUND TIME

2 business days after proof approval

AVAILABILITY	Pacific Fulfillment Center
--------------	----------------------------



Single foot connection

Foot Dimensions:
3 1/8" x 18 3/4"



Optional 36" Silverbag

Inside dimensions:
39"W x 10.5"H x 3"D

EZ Tube® CONNECT 60" X 90" SLANT TOP

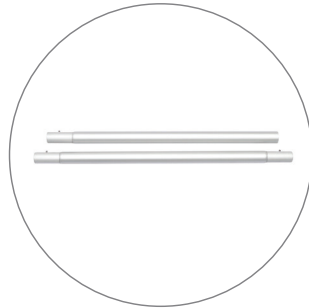
PRODUCT CATEGORY: EZ FABRIC DISPLAYS

PRODUCT CODE: EZCNCT-SLT-60x90

PARTS LIST



Top cross bar-5ft slope
(qty 1)



Bottom cross bar-5ft
(qty1)



3 section 64" pole
(qty 2)



Bottom Cross Bar L shape
connector
(qty 2)



Single Foot (34mm)
(qty 2)



Soft Bag 5ft
(qty 1)

EZ Tube® CONNECT 60" X 90" STRAIGHT TOP

PRODUCT CATEGORY: EZ FABRIC DISPLAYS

PRODUCT CODE: EZCNCT-STR-60x90



On frame On graphic



PRODUCT DESCRIPTION

Modular has officially met tube frames! EZ Tube® Connect modular tube display system lets you configure multiple shapes, sizes and frames. EZ Tube® Connect has straight, round or slanted top frame shapes available, 90" frame heights, and 2ft, 3ft, 4ft, 5ft, 8ft and 10ft frame widths. Each EZ Tube® Connect frame easily connects, using aluminum tubing with push button snaps to lock and to attach to feet. Feet have two mounting points to connect frames side-by-side. Customize single- or double-sided stretch fabric graphics that pull over frames and zips closed underneath.

DISPLAY DIMENSIONS	60"W x 90"H x 18.75"D
GRAPHIC SIZE	60.75"W x 8.59"H

GRAPHIC MATERIAL

Stretch Fabric

GRAPHIC FINISHING

Sewn on left, right and top with zipper on the bottom

DISPLAY CONSTRUCTION

34mm Aluminum Tubing

SHIPPING WEIGHTS & DIMENSIONS

Shipping Weight	17 lbs (frames and graphics)
Shipping Dimensions	41"W x 12"H x 4"D

LARGE QUANTITY FREIGHT

Freight Shipping	48 boxes per 48"L x 40"W x 43"H skid
Freight Weight	816 lbs (frames & graphics)

GRAPHIC TURN AROUND TIME

2 business days after proof approval

AVAILABILITY	Pacific Fulfillment Center
--------------	----------------------------



Single foot connection

Foot Dimensions:
3 1/8" x 18 3/4"



Optional 36" Silverbag

Inside dimensions:
39"W x 10.5"H x 3"D

EZ Tube® CONNECT 60" X 90" STRAIGHT TOP


PRODUCT CATEGORY: EZ FABRIC DISPLAYS

PRODUCT CODE: EZCNCT-STR-60x90

PARTS LIST



Top cross bar-5ft straight
(qty 1)



Bottom cross bar-5ft
(qty1)



3 section 64" pole
(qty 2)



Bottom Cross Bar L shape
connector
(qty 2)



Single Foot (34mm)
(qty 2)




Soft Bag 5ft
(qty 1)

EZ Tube® CONNECT 2FT, 3FT, 4FT, & 5FT

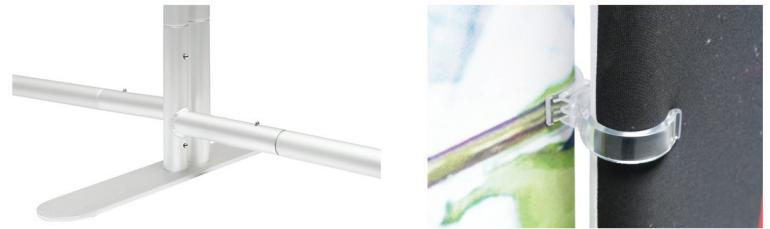
PRODUCT CATEGORY: EZ FABRIC DISPLAYS

INSTRUCTIONS FOR 90" AND 96" FRAME HEIGHTS


SETUP INSTRUCTIONS



Optional top shapes for frame:



Use double foot and two connecting clips to connect frames side by side.





EZ Tube® CONNECT 96" X 90" STRAIGHT TOP

PRODUCT CATEGORY: EZ FABRIC DISPLAYS

PRODUCT CODE: EZCNCT-STR-96x90



On frame On graphic



PRODUCT DESCRIPTION

Modular has officially met tube frames! EZ Tube® Connect modular tube display system lets you configure multiple shapes, sizes and frames. EZ Tube® Connect has straight, round or slanted top frame shapes available, 90" frame heights, and 2ft, 3ft, 4ft, 5ft, 8ft and 10ft frame widths. Each EZ Tube® Connect frame easily connects, using aluminum tubing with push button snaps to lock and to attach to feet. Feet have two mounting points to connect frames side-by-side. Customize single- or double-sided stretch fabric graphics that pull over frames and zips closed underneath.

DISPLAY DIMENSIONS	96"W x 90"H x 18.75"D
GRAPHIC SIZE	96.5"W x 89.5"H

GRAPHIC MATERIAL

Stretch Fabric

GRAPHIC FINISHING

Sewn on left, right and top with zipper on the bottom

DISPLAY CONSTRUCTION

34mm Aluminum Tubing

SHIPPING WEIGHTS & DIMENSIONS

Shipping Weight	22 lbs (frames and graphics)
Shipping Dimensions	41"W x 12"H x 4"D

LARGE QUANTITY FREIGHT

Freight Shipping	48 boxes per 48"L x 40"W x 43"H skid
Freight Weight	1056 lbs (frames & graphics)

GRAPHIC TURN AROUND TIME

2 business days after proof approval

AVAILABILITY	Pacific Fulfillment Center
--------------	----------------------------



Single foot connection

Foot Dimensions:
3 1/8" x 18 3/4"

EZ Tube® CONNECT 96" X 90" STRAIGHT TOP

PRODUCT CATEGORY: EZ FABRIC DISPLAYS

PRODUCT CODE: EZCNCT-STR-96x90

PARTS LIST




Top cross bar-8ft straight
(qty 1)



Bottom cross bar-8ft
(qty1)



3 section 64" pole
(qty 2)



Center Vertical pole-90"
(qty 1)



Bottom Cross Bar L shape
connector
(qty 2)



Single Foot (34mm)
(qty 2)



Soft Bag 8ft
(qty 1)

EZ Tube® CONNECT 120" X 90" STRAIGHT TOP

PRODUCT CATEGORY: EZ FABRIC DISPLAYS

PRODUCT CODE: EZCNCT-STR-120x90



On frame On graphic



PRODUCT DESCRIPTION

Modular has officially met tube frames! EZ Tube® Connect modular tube display system lets you configure multiple shapes, sizes and frames. EZ Tube® Connect has straight, round or slanted top frame shapes available, 90" frame heights, and 2ft, 3ft, 4ft, 5ft, 8ft and 10ft frame widths. Each EZ Tube® Connect frame easily connects, using aluminum tubing with push button snaps to lock and to attach to feet. Feet have two mounting points to connect frames side-by-side. Customize single- or double-sided stretch fabric graphics that pull over frames and zips closed underneath.

DISPLAY DIMENSIONS	120"W x 90"H x 18.75"D
GRAPHIC SIZE	121"W x 89.5"H

GRAPHIC MATERIAL

Stretch Fabric

GRAPHIC FINISHING

Sewn on left, right and top with zipper on the bottom

DISPLAY CONSTRUCTION

34mm Aluminum Tubing

SHIPPING WEIGHTS & DIMENSIONS

Shipping Weight	22 lbs (frames and graphics)
Shipping Dimensions	41"W x 12"H x 4"D

LARGE QUANTITY FREIGHT

Freight Shipping	48 boxes per 48"L x 40"W x 43"H skid
Freight Weight	1056 lbs (frames & graphics)

GRAPHIC TURN AROUND TIME

2 business days after proof approval

AVAILABILITY	Pacific Fulfillment Center
--------------	----------------------------



Single foot connection

Foot Dimensions:
3 1/8" x 18 3/4"

EZ Tube® CONNECT 120" X 90" STRAIGHT TOP

PRODUCT CATEGORY: EZ FABRIC DISPLAYS

PRODUCT CODE: EZCNCT-STR-120x90

PARTS LIST




Top cross bar-10ft straight
(qty 1)



Bottom cross bar-10ft
(qty1)



3 section 64" pole
(qty 2)



Center Vertical pole-90"
(qty 1)



Bottom Cross Bar L shape
connector
(qty 2)

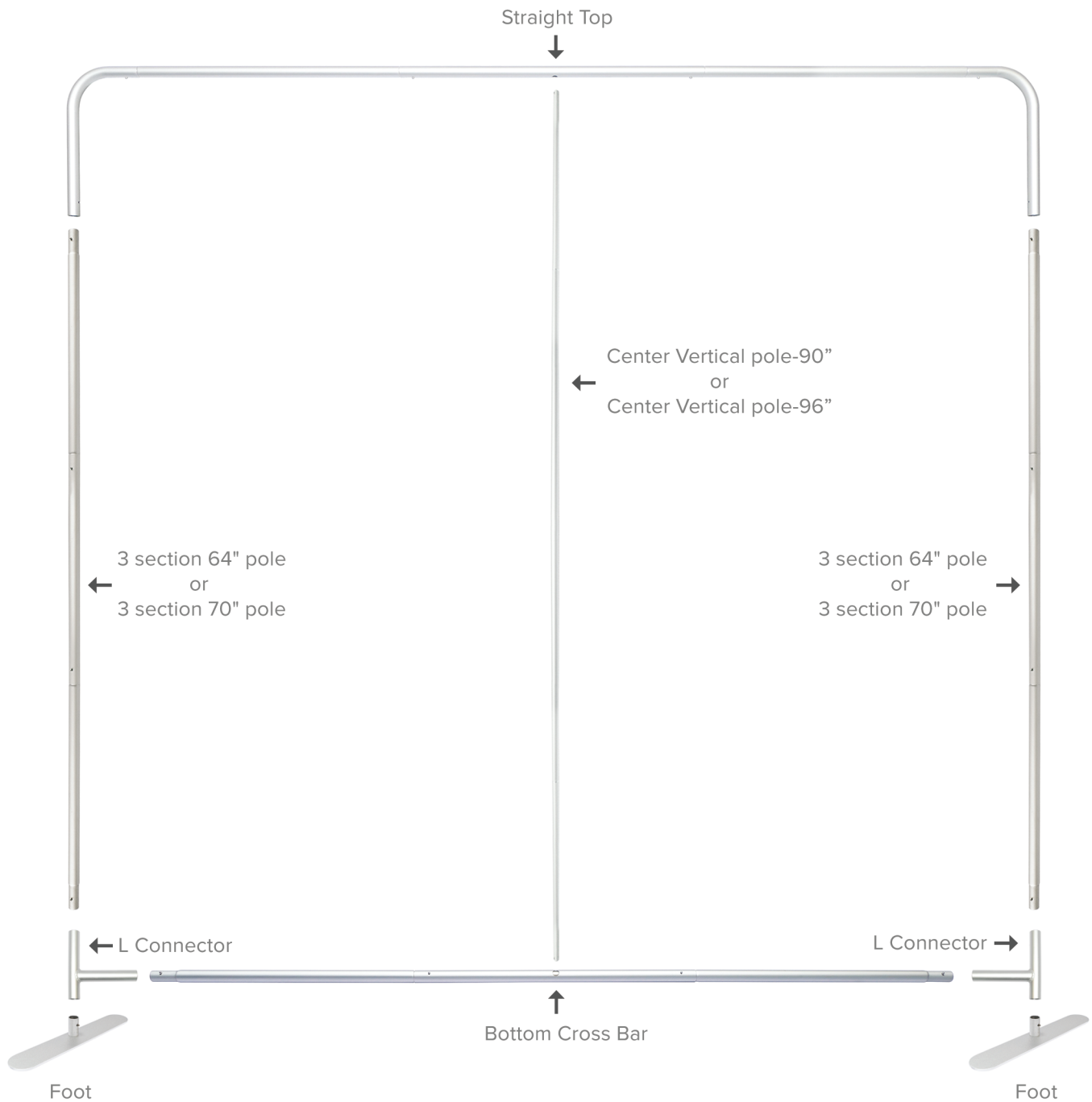


Single Foot (34mm)
(qty 2)



Soft Bag 8ft
(qty 1)


SETUP INSTRUCTIONS



Use double foot and two connecting clips to connect frames side by side.



Tube Connection ↓



Press button & insert swaged end into receiving end of tubing

