


EZ EXTEND 5' x 5.5'

EZ TUBE FABRIC DISPLAYS

PRODUCT CODE: EZ-ETE60x66



Shown with standard packaging



Shown with optional Silver bag

PRODUCT DESCRIPTION

Expedite your banner stand setup time while adding lavish appeal with our newest EZ Tube fabric display - the EZ Extend! Customize a single-sided (choose white or black back fabric) or double-sided dye-sublimated stretch fabric print. To assemble, secure the longest vertical poles onto the black steel base using the included allen wrench. Add the bottom horizontal support pole and secure. Snap on the remaining vertical poles, then top frame with the curved bar to complete. Tilt or lay down the frame to swiftly drape with the pillowcase graphic. Using the industrial-sized zipper, zip underneath the bottom support pole, maximizing fabric tension.

| | |
|--------------------|--------------------|
| DISPLAY DIMENSIONS | 61"W x 66"H x 10"D |
| GRAPHIC SIZE | 62" W x 66"H |

GRAPHIC MATERIAL

Stretch fabric

GRAPHIC FINISHING

Sewn on left, right, and top with a zipper at the bottom

DISPLAY CONSTRUCTION

Steel base with aluminum tube frame (1.125" / 28.5mm dia.)

SHIPPING WEIGHTS & DIMENSIONS

| | |
|---------------------|--|
| Shipping Weight | 26 lbs (stand only) 28 lbs (with graphic) |
| Shipping Dimensions | 62"L x 12.5"W x 4"H |

LARGE QUANTITY FREIGHT

| | |
|------------------|---|
| Freight Shipping | 40 boxes per 48"L x 40"W x 49"H skid |
| Freight Weight | 1076 lbs (frame only) 1156 lbs (frame and graphic) |

GRAPHIC TURN AROUND TIME

2 business days after proof approval

AVAILABLE ACCESSORIES

| | |
|---------------------|-------------------------------------|
| 60" Silver bag | EZ Tube LED Light - Silver or Black |
| AVAILABILITY | CA and PA |




EZ Tube LED Light - Silver or Black


PARTS LIST



Qty.1 - Steel base w/ allen key & screws



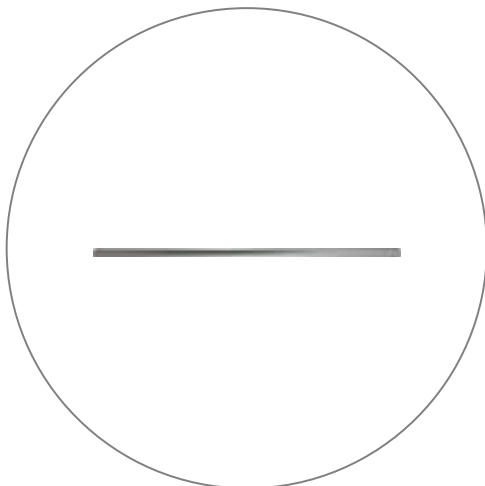
Qty.2 - 32" tube



Qty.2 - 24" tube



Qty.1 - 60" Top tube



Qty.1 - 60" Bottom tube

EZ EXTEND 5' x 5.5'

EZ EXTEND FABRIC DISPLAYS

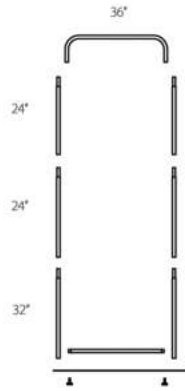
PRODUCT CODE: EZ-ETE60x66

SET UP INSTRUCTIONS

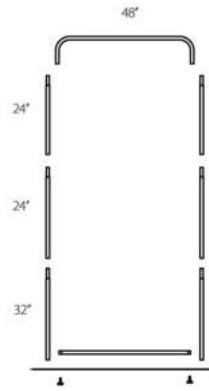
EZEXTEND FABRIC DISPLAY



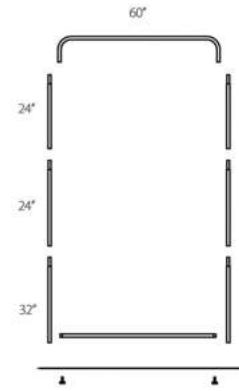
24"x90"



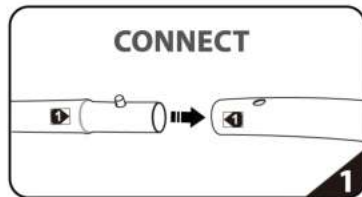
36"x90"



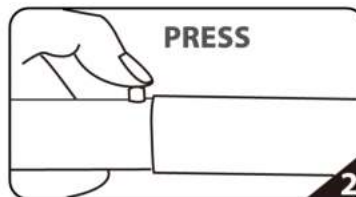
48"x90"



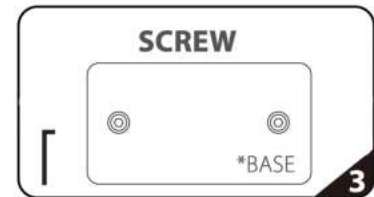
60"x90"



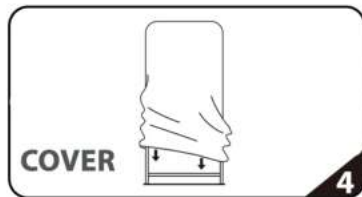
Connect numbered tubes together.



Snap tubes together.



Screw base to tube with threaded bottom.



Cover frame with fabric graphic.

To assemble, secure the longest vertical poles onto the black steel base using the included allen wrench. Add the bottom horizontal support pole and secure. Snap on the remaining vertical poles, then top frame with the curved bar to complete. Tilt or lay down EZEXTEND to swiftly drape with the pillowcase graphic. Using the industrial-size zipper, zip underneath the bottom support pole, maximizing fabric tension.

