


# EZ EXTEND 5' x 7.5'

EZ TUBE FABRIC DISPLAYS

PRODUCT CODE: EZ-ETE60x90



Shown with standard packaging



Shown with optional Silver bag

## PRODUCT DESCRIPTION

Expedite your banner stand setup time while adding lavish appeal with our newest EZ Tube fabric display - the EZ Extend! Customize a single-sided (choose white or black back fabric) or double-sided dye-sublimated stretch fabric print. To assemble, secure the longest vertical poles onto the black steel base using the included allen wrench. Add the bottom horizontal support pole and secure. Snap on the remaining vertical poles, then top frame with the curved bar to complete. Tilt or lay down the frame to swiftly drape with the pillowcase graphic. Using the industrial-sized zipper, zip underneath the bottom support pole, maximizing fabric tension.

DISPLAY DIMENSIONS	61"W x 90"H x 10"D
GRAPHIC SIZE	62" W x 90"H

## GRAPHIC MATERIAL

Stretch fabric

## GRAPHIC FINISHING

Sewn on left, right, and top with a zipper at the bottom

## DISPLAY CONSTRUCTION

Steel base with aluminum tube frame (1.125" / 28.5mm dia.)

## SHIPPING WEIGHTS & DIMENSIONS

Shipping Weight	26 lbs (stand only) 28 lbs (with graphic)
Shipping Dimensions	62"L x 12.5"W x 4"H

## LARGE QUANTITY FREIGHT

Freight Shipping	40 boxes per 48"L x 40"W x 49"H skid
Freight Weight	1076 lbs (frame only) 1156 lbs (frame and graphic)

## GRAPHIC TURN AROUND TIME

2 business days after proof approval

## AVAILABLE ACCESSORIES

60" Silver bag	EZ Tube LED Light - Silver or Black
----------------	-------------------------------------

## AVAILABILITY

CA and PA




EZ Tube LED Light - Silver or Black


## PARTS LIST



Qty.1 - Steel base w/ allen key & screws



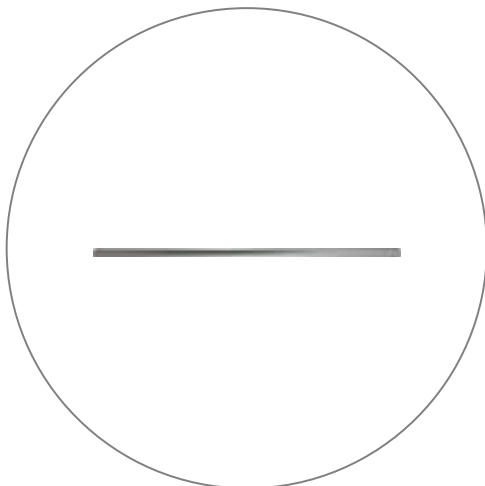
Qty.2 - 32" tube



Qty.4 - 24" tube



Qty.1 - 60" Top tube



Qty.1 - 60" Bottom tube

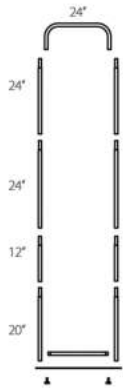
# EZ EXTEND 5' x 7.5'

EZ EXTEND FABRIC DISPLAYS

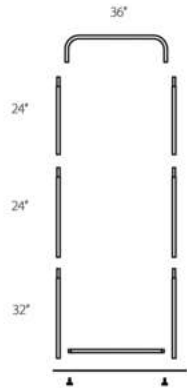
PRODUCT CODE: EZ-ETE60x90

## SET UP INSTRUCTIONS

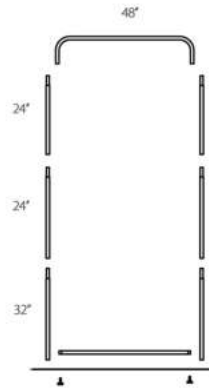
# EZEXTEND FABRIC DISPLAY



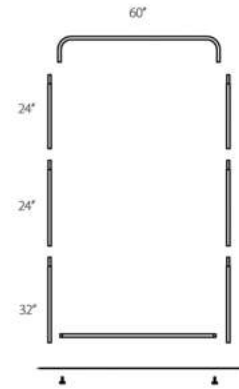
24"x90"



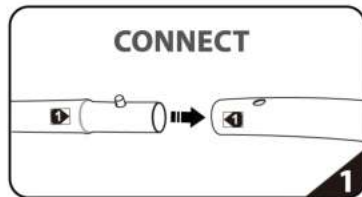
36"x90"



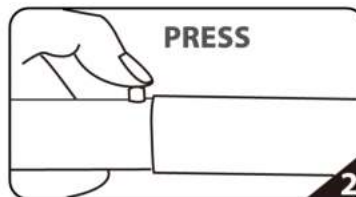
48"x90"



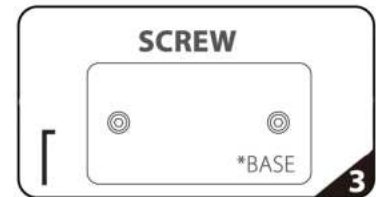
60"x90"



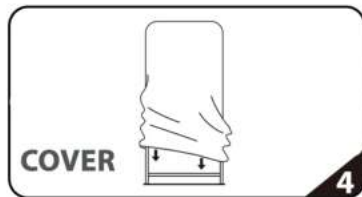
Connect numbered tubes together.



Snap tubes together.



Screw base to tube with threaded bottom.



Cover frame with fabric graphic.

To assemble, secure the longest vertical poles onto the black steel base using the included allen wrench. Add the bottom horizontal support pole and secure. Snap on the remaining vertical poles, then top frame with the curved bar to complete. Tilt or lay down EZEXTEND to swiftly drape with the pillowcase graphic. Using the industrial-size zipper, zip underneath the bottom support pole, maximizing fabric tension.

