

TABLE THROWS

ONE CHOICE - TABLE THROW CAP
8FT FULL COLOR TABLE CAP
PRODUCT CODE: OC-TTHRWS8CAPG



PRODUCT DESCRIPTION

Full Color Table Caps are now available! Showcase literature and other items on your table with a full color skin graphic that completely covers the top of the table. The cap is taut around the table top and each corner.

FEATURES

DISPLAY DIMENSIONS

- 96" W x 29" H x 23.5" D

GRAPHIC DIMENSIONS

- 106" W x 37" H

GRAPHIC MATERIAL

- Multi-Stretch Fabric

GRAPHIC FINISHING

- Dye-Sub Printing

DISPLAY CONSTRUCTION

- Edges Sewn / Bungee Cord around Perimeter

COMPATIBLE TABLE SIZE

- 8ft Table: 96" L x 24" W x 29" H

WEIGHTS & DIMENSIONS (WITH STAND & GRAPHICS)

SHIPPING WEIGHTS

- Qty 1: 2 lbs

PACKAGE DIMENSIONS

- Poly Bag: 24"W x 19"H

TURNAROUND TIME


GRAPHIC PACKAGE

- 2 business days after proof approval*

AVAILABILITY

- WEST COAST FULFILLMENT CENTER

*After proof approval, for **up to 10 sets**. Reply with approval via e-mail by 4:00pm PT the day prior to the assigned ship date.



Scan QR Code To View More Resources.

TABLE THROWS

ONE CHOICE - TABLE THROW CAP
8FT FULL COLOR TABLE CAP
PRODUCT CODE: OC-TTHRW8CAPG



CARE SHEET - DYE-SUB FABRIC

HANDLING TIPS

1. Wrinkles can be removed with cool iron or fabric steamer.
2. For storing graphics please remove from plastic packaging that was provided and keep fabric in cool/dry place. Fabric should NOT be stored when damp or wet.
3. Do NOT iron directly on printed sections of fabric.

WASHING

1. Your fabric graphic can be machine washed. Use MILD soap and cool water. Air dry fabric, dry on frame if frame is available.
2. Fabric must be COMPLETELY dry prior to storing.
3. DO NOT DRY CLEAN

STAIN TREATMENT

1. Treat stain from backside of fabric.
2. Remove as much debris as possible with a soft bristle brush (do NOT rub too hard).
3. Use a clean, lint-free white cloth. Lightly pat the stain from the outside moving in (to keep stain from spreading).
4. If a cleaning solution is used, rinse the area well with water to ensure NO solution is left on fabric.
5. Most stains can be treated with household fabric stain removers. It is ALWAYS important to test how the solution will react to the fabric. This can be tested by dabbing solution to a small corner of the fabric. Most household cleaners will provide treatment instructions depending on the type of stain.



- Wrinkles can be removed from fabric with a cool iron or steamer.



- Fabric can be machine washed - use cold water, delicate cycle.



- Do NOT bleach fabric



- Do NOT tumble dry. Fabric must be air dried on the frame to prevent shrinking.


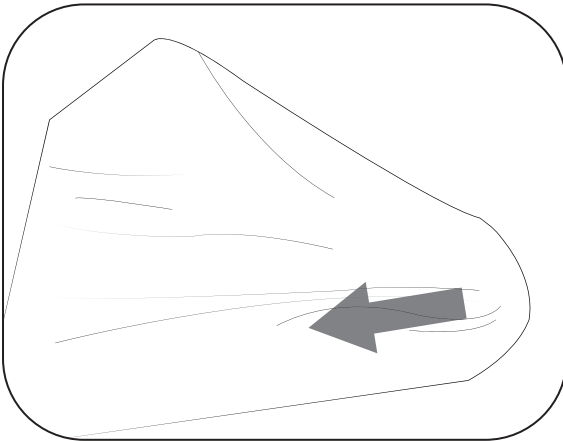


TABLE THROWS

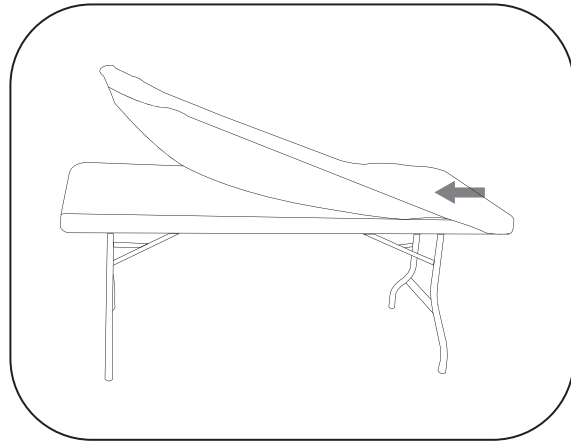
ONE CHOICE - TABLE THROW CAP
8FT FULL COLOR TABLE CAP
PRODUCT CODE: OC-TTHR8CAPG



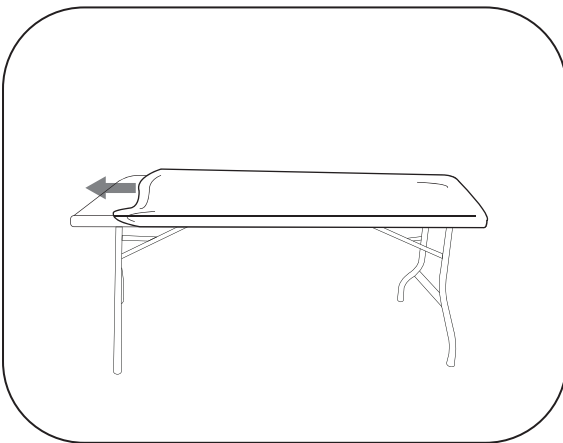
INSTRUCTIONS



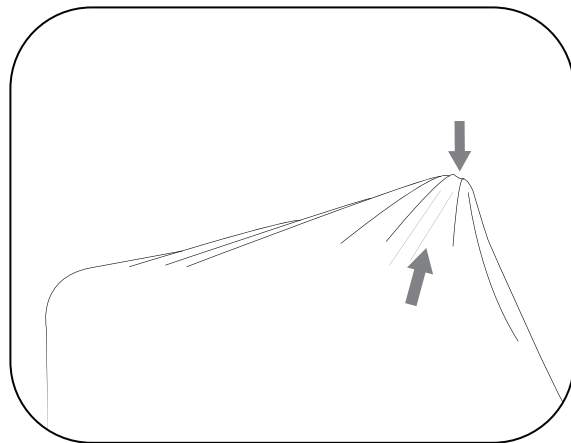
Begin covering the table at any corner.



Continue to cover the entire table.



Pull the graphic cap towards the opposite end.



Continue to pull the cap over the remaining corners.

