




EZ TUBE CONNECT BACKLIT

PRODUCT CATEGORY: EZ FABRIC DISPLAYS
INSTRUCTIONS FOR 3ft, 5ft, and 10ft FRAMES

SETUP INSTRUCTIONS



Tube Connection



EZ TUBE CONNECT BACKLIT

PRODUCT CATEGORY: EZ FABRIC DISPLAYS


INSTRUCTIONS FOR 3ft, 5ft, and 10ft FRAMES

TRANSFORMER WIRING INSTRUCTIONS

Power wires for transformers are highlighted in red on the renders below.


Make to sure to set up the ladder lights accordingly.

Feed wiring through the opening for legs on the graphic per renderings.



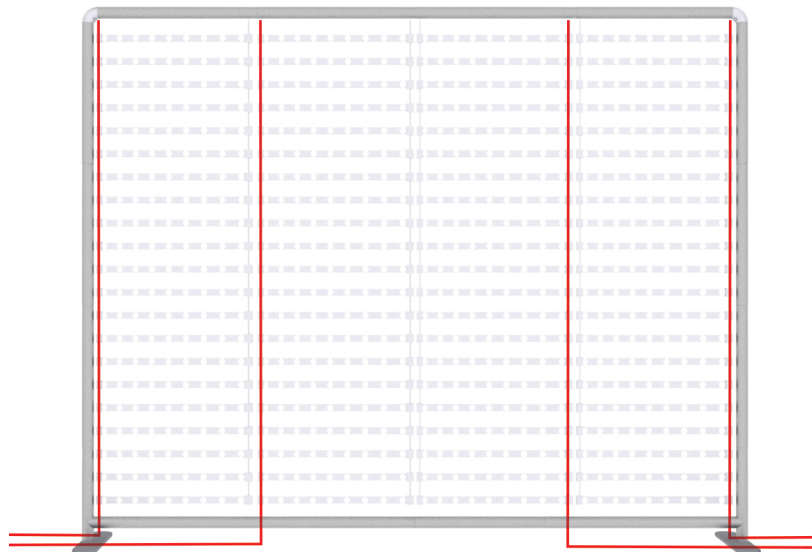
3ft

1 Ladder Light
1 Transformer
1 Outlet Required



5ft

2 Ladder Lights
2 Transformers
2 Outlets Required



10ft

4 Ladder Lights
4 Transformers
4 Outlets Required