

QSEG TRADESHOW C

QSEG MODULAR SEG DISPLAY
 PRODUCT CODE: QSEG-TRADESHOW-C



On frame On graphic



PRODUCT DESCRIPTION

QSEG Modular Frames are a versatile system that is perfect for use as single free standing frames, partitions, as well as trade show applications. Tool free frame assembly and connection, paired with custom dye sub printed fabric graphics with SEG finishing make for quick and easy booth setup and breakdown. Each frame includes their own padded travel bag with foam inserts to keep each part in place during storage and transport. Choose from our wide range of pre designed configurations or contact us for a custom quote.

Please check your tradeshow guidelines to make sure this configuration conforms to the show regulations. If adjustments to the configuration are required to meet the show requirements please contact us

DISPLAY DIMENSIONS	118"W x 88.5"H x 118"D
GRAPHIC SIZE	121.5"W x 91"H (SEGO-300x225)

GRAPHIC MATERIAL

Dye Sub Stretch Fabric

GRAPHIC FINISHING

Silicone beading sewn onto edge of graphic

DISPLAY CONSTRUCTION

Aluminum extrusion frame with plastic components

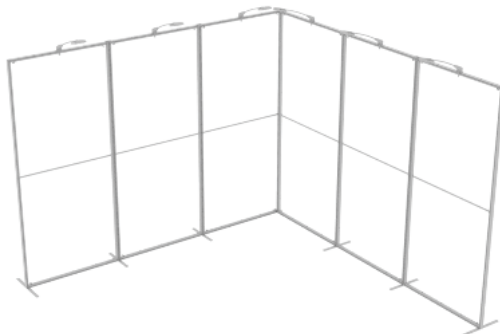
SHIPPING WEIGHTS & DIMENSIONS

Shipping Weight (each box)	34 lbs (SEGO-300x225) (2 boxes)
Shipping Dimensions (each box)	47.25" W x 10.25" H x 10.25" D (2 boxes)

GRAPHIC TURN AROUND TIME

2 business days after proof approval (up to 2 sets)

AVAILABILITY	CA, PA, PFC
--------------	-------------



DUAL FOOT CONNECTION



SINGLE FOOT



90° CORNER CONNECTION



STRAIGHT CONNECTION

QSEG TRADESHOW C

QSEG MODULAR SEG DISPLAY
PRODUCT CODE: QSEG-TRADESHOW-C



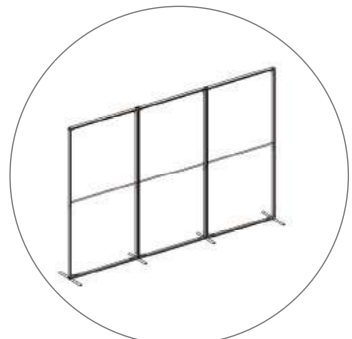
On frame



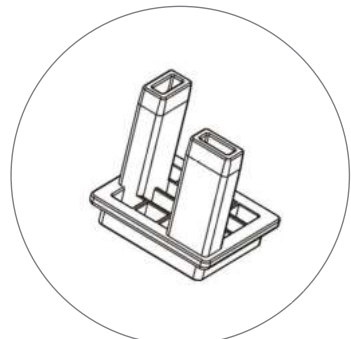
On graphic



PARTS LIST



(qty 2)
QSEG-300x225



(qty 1) (pair)
QSEG-LCON

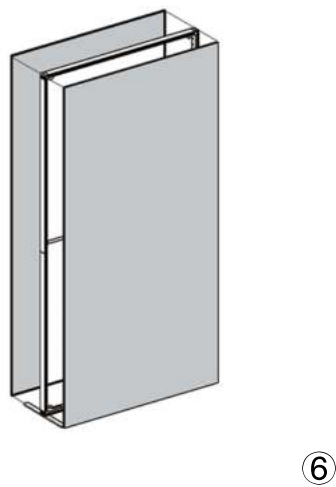
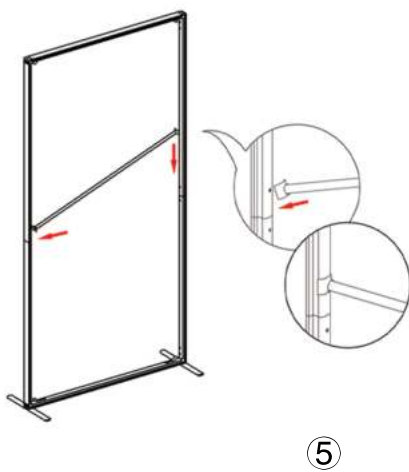
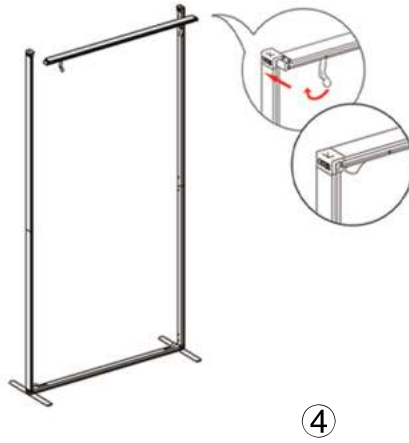
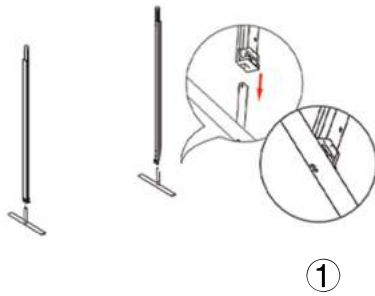


(qty 6)
RPL-LEDBLK

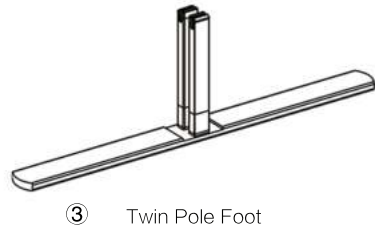
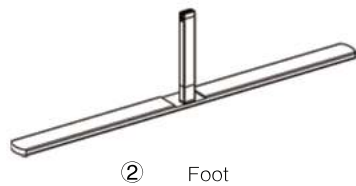
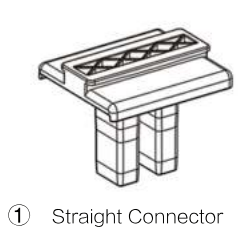
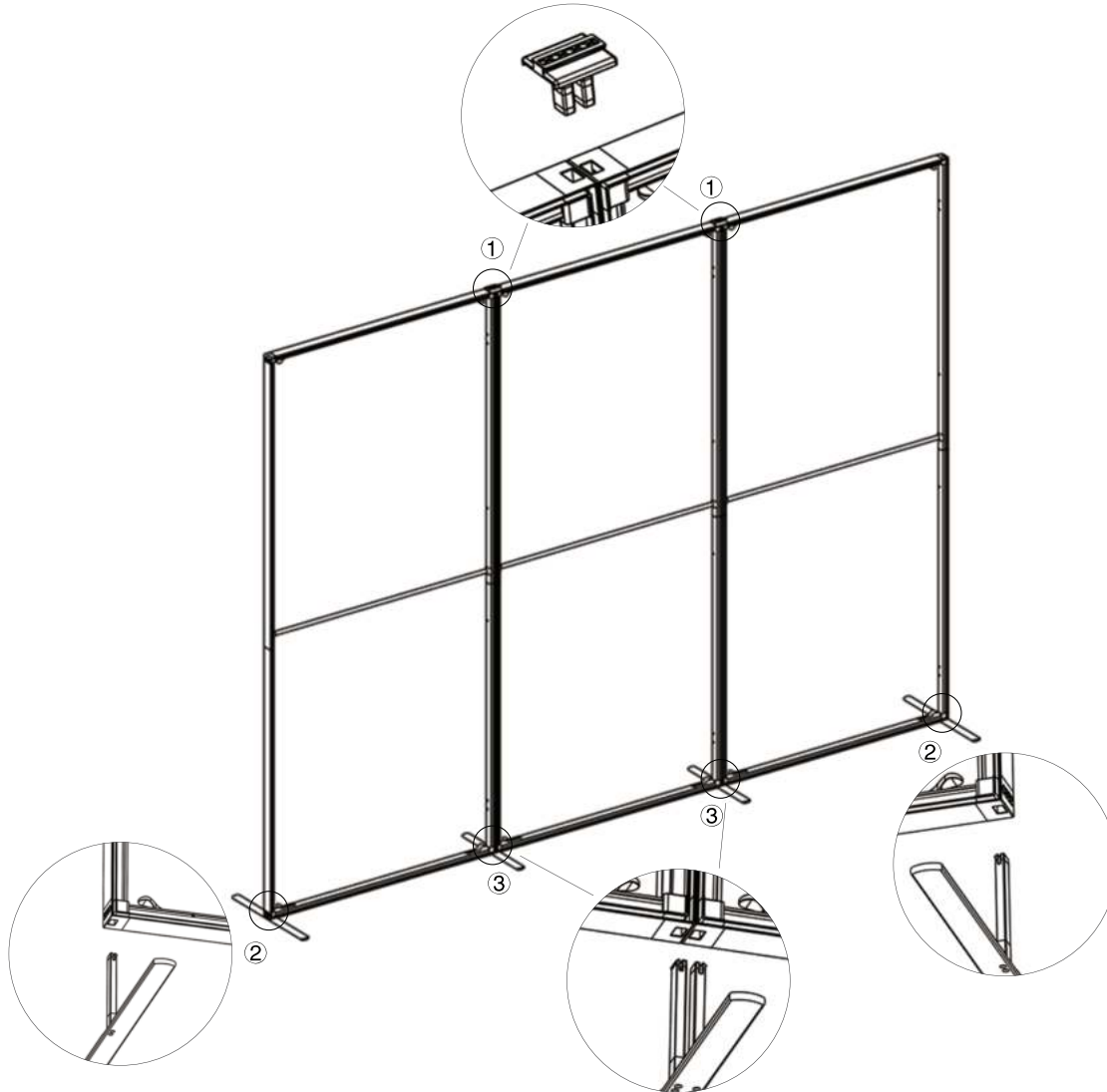


(qty 6)
QSEG-LSC

SET UP INSTRUCTIONS SINGLE FRAME ASSEMBLY



SET UP INSTRUCTIONS 3 FRAME CONNECTION (QSEG 9.8 X 7.4FT)



QSEG TRADESHOW C

QSEG MODULAR SEG DISPLAY
PRODUCT CODE: QSEG-TRADESHOW-C



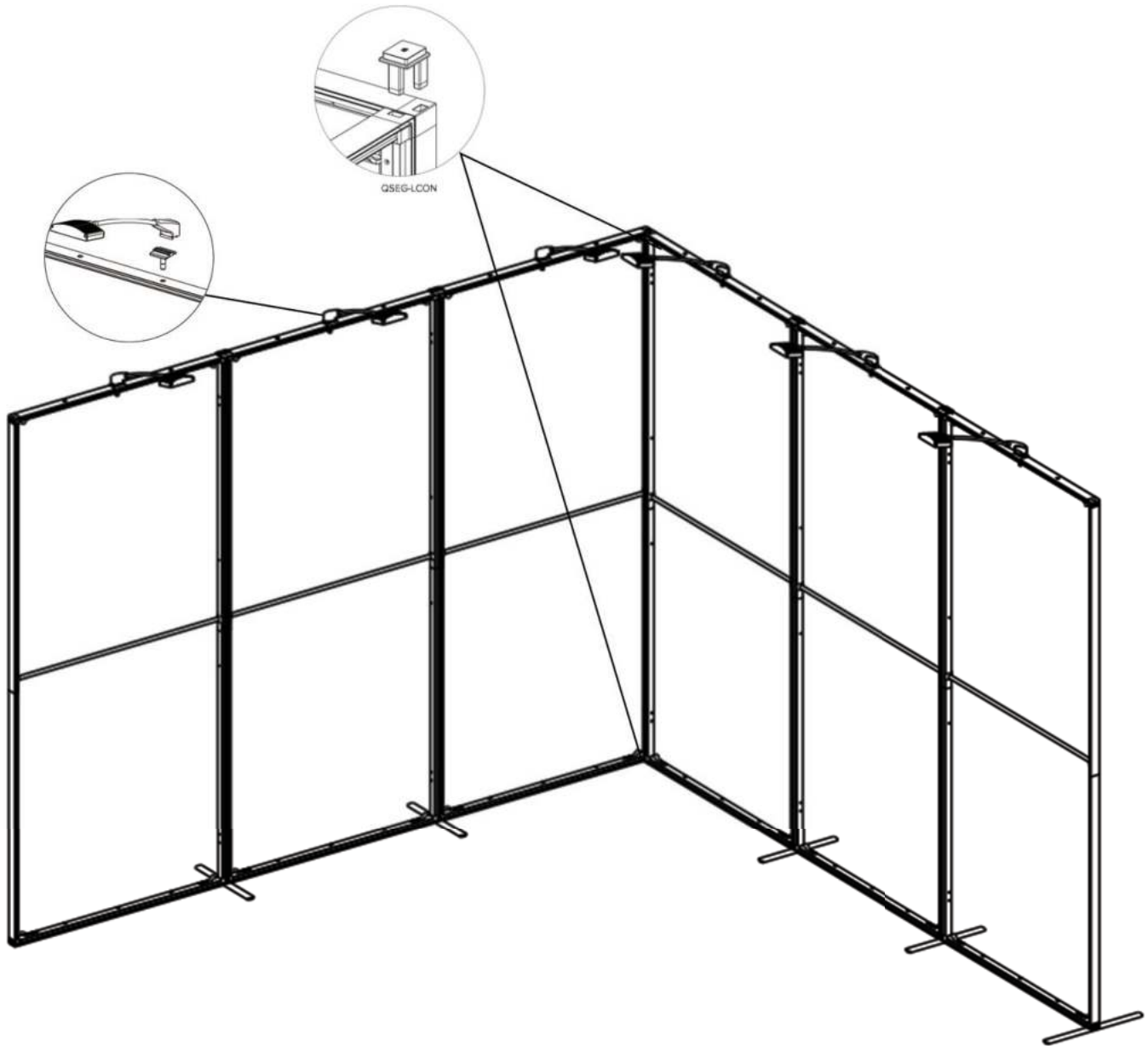
On frame



On graphic



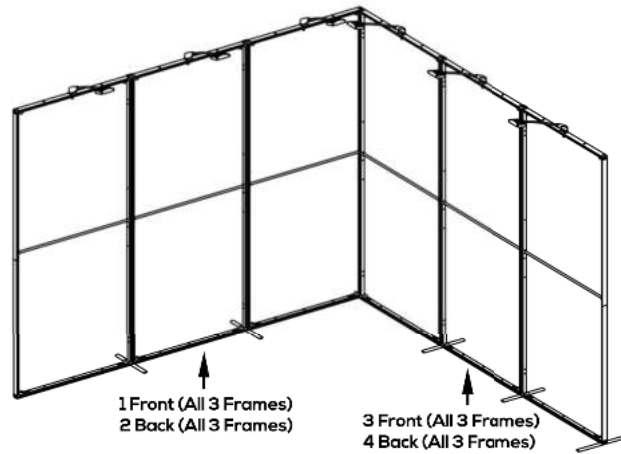
SET UP INSTRUCTIONS TRADESHOW BOOTH ASSEMBLY



TEMPLATES



TRADESHOW - C TEMPLATE GUIDE



NUMBERS ON THE IMAGE ABOVE INDICATE THE TEMPLATE LOCATION # ON FRAME
PLEASE ADD TEMPLATE LOCATION # TO END OF FILENAME. EX: "QSEG-TRADESHOW-C-1"

PLEASE DELETE ALL TEMPLATE ELEMENTS BEFORE UPLOADING

QSEG TRADESHOW C

QSEG -300 x 225

GRAPHIC DIMENSIONS: 120.5"W x 91"H
YELLOW SAFE AREA: 112.5"W x 83"H

UPLOAD AT 100% SCALE
DOCUMENT SIZE 120.5" x 91"

USE TEMPLATE 4 TIMES TOTAL (2 FRONT/ 2 BACK)
REFERENCE TEMPLATE GUIDE FOR TEMPLATE LOCATIONS
ANY CONTINUOUS ARTWORK TO MATCH UP OR LINE UP
WITH ANOTHER PRINT MAY NOT LINE UP PERFECTLY

*KEEP ALL IMPORTANT GRAPHICS
SUCH AS: LOGOS, TEXT, CONTACT INFO, ETC.
IN THE YELLOW SAFE ZONE*

*ARTWORK IN THE BLUE AREA WILL PRINT BUT IS IN RISK
OF BEING CLOSE TO THE EDGE OR TRIMMED OFF*

Graphic Specifications:
- Create to template specs
- 125 DPI resolution
- CMYK color
- No template lines
- Embed/link all images
- Create to outline all fonts

Acceptable file formats:
- Photoshop (.psd, .psb)
- Illustrator (.ai, .eps)
- Flattened .tiff
- Press quality .pdf

Ver-0822.22